

## MAY 24 - ANOTHER VISIT TO THE GRAND CANYON ON THE WAY TO PAGE, AZ

We left Bonito campground (7,276') early this morning (8:15 a.m.) heading north to Page, AZ. This route takes us close to the east entrance of the Grand Canyon. We figured as we're going to be so close, it was worth the 29 mile drive (one-way) to see the canyon again. And we were NOT disappointed.

On the drive to the east entrance we noticed a "scar" in the landscape that meandered alongside our route. Turns out that this is the Little Colorado River Gorge. We stopped on the way back at one of the Scenic View turnouts and I shot a video. The sides of this much smaller canyon are near vertical.



We arrived at the Grand Canyon and were greeted by one of the "natives".




As we walked through the parking lot, I was intrigued by signage on this coach.

We slowly made our way to the edge of the canyon. What?! No guardrails?! Nope. Sure there were guardrails around the man-made structures like the Watch Tower, but along the edge, nada. If you missed your step, you wouldn't fall very far, but you'd have a hard time stopping on the steep terrain below.


### Like Nowhere Else

Welcome to Grand Canyon and Desert View, where sun and sky, canyon and river gorge, tiered plateaus, and historic architecture blend into sweeping panoramas.

Constructed in 1932, the 70-foot tall Desert View Watchtower provides visitors from around the world with magnificent views of the canyon and the Painted Desert beyond.




*Colored layers of rock. Yawning gorge. Sliver of river far below. Reminders of ancient culture. What elements make Desert View memorable and inspiring?*



"Nowhere in the world has the sun a wealth of colors to set so glowy than here, where the Painted Desert and the Grand Canyon meet." This lyrical description of Desert View inspired a painting by General Wilfrid, painted on a postcard.

Inspired by the American West and the natural world, Wilfrid painted a series of Desert View postcards for the Fred Harvey Company. As postcards, these paintings sought to preserve memories of magnificent views.





The Grand Canyon was absolutely spectacular (it didn't hurt that it was sunny today, unlike our previous cloudy-day visit on the train). The views were close to 180° at Desert View - it was incredible. We just couldn't take it all in. I took numerous pictures and shot a video.



I left Jen devouring the views and wandered over to the Watchtower.



This structure is decorated in native art on each level inside.




From the upper level I took a few pictures out the windows.





On the viewing deck of the Watchtower is a plaque and information board.



All too soon we had to leave the Grand Canyon and get back on the road to Page, AZ. As I mentioned earlier, we stopped at the Little Colorado River Gorge. The steep, vertical sides of this canyon are really impressive.



But apparently, the "natives" here are a little more aggressive.





After a short visit, we continued our journey to Page. The scenery changed dramatically almost every time we turned a "corner".



We arrived in Page, AZ (4,300') very early in the afternoon. The sun was shining and the temperature was 92°F. Both RV parks/campgrounds were full so we headed for Walmart along with many others.

Tomorrow morning, I am booked on a tour of Antelope Canyon. That should be interesting. I'll see you there.